

Component Descriptions

Thermocouples:-




Top – Lab Head Thermocouple
Available in ‘R or S’ type Sizes
available 5/4, 9/6 & 12/9


Middle – Open Head Thermocouple
Available in ‘R, S or K’ type
Size available 4½” long

Bottom – M Flange Thermocouple
Available in ‘R or s’ type
Sizes available 5 inches” – 11 inches

Safety Switches:-




Switch Type – KB5 FKR



Switch Type – BVMFY 2909



Switch Type – Saia XPS42-E2




Switch Type – Mercury




Switch Type – Schmersal TR335-032 RMF-2390

Interlock Switch:-



Interlocks Available-
 KG10B – 10A (2 pole)
 KG41B – 40A (3 pole)
 KG64B – 64A (3 pole)


Contactors:-



Contactors Sizes


32 Amp Triple Pole 230v AC Coils
 40 Amp Triple Pole 230v AC Coils
 52 Amp Triple Pole 230v AC Coils
 60 Amp Triple Pole 230v AC Coils
 80 Amp Triple Pole 230v AC Coils
 125 Amp Triple Pole 230v AC Coils

Relays:-



Left-Hand Side –
 OMRON Double Pole 25A per Pole
 Relay 230v AC Coils

Right-Hand Side –
 OMRON Single Pole 30A per Pole
 Relay 230v AC Coils



Perfect Fire Relays, These Have 12v DC Coils. Available in 2 or 3 Pole.

Crimps:-




Red Crimps – Cable Sizes 0.5 to 1.0mm²
 Blue Crimps – Cable Sizes 1.5 to 2.5mm²
 Yellow Crimps – Cable Sizes 4.0 to 6.0mm²
 The Crimps shown Above From Left To Right Are, Fork Crimps, Push On Crimps, Butt Crimps, Piggy Back Crimps & Ring Crimps. The Bottom Crimp Is An Uninsulated Ring Crimp.

Fuse Holder & Fuse:-



Bulgin Fuse Holder & 3A Fuse To Suit.

Energy Regulator:-



Regulator, Washer, Bezel & Knob

Controller Sockets:-




Harting Plug



Ampliversal Plug

Porcelain Insulators Complete:-



Left-Hand Side –
Small 20mm Diameter + 6mm Pin
Middle – Medium
Medium 22mm Diameter + 6mm Pin
Right-Hand Side - Large
Large 30mm Diameter + 8mm Pin


(Porcelain Insulators Are Available Without Pins, Nuts & Washers. i.e. Male & Female Parts Only)

Timers:-




Crouzet Timers
Available In 4 & 14 Hr Timers

Tube Assemblies:-



We carry two styles of tube assembly as shown above, however lengths can vary so please specify which style is required and length.

Tube Assembly Parts:-



Top – Sensing Rod (Various Sizes)
From Bottom Left – Firing Gauge, Cone
Supports & Release Claw

Gas Struts:-



270N Kiln
450N Kiln
270WH Kiln
450WH Kiln

Thermocouple Cable:-



Compensating Cable
Orange Outer (Type R or S) –
Orange + & White - Inner Cables
Red Outer (Type K) –
Blue - & White + Inner Cables

Cables:-



SIF Cable For Internal Wiring Of Kiln.
Available In Cable Size 0.5, 0.75, 1.5,
2.5, 4.0, 6.0 & 10mm² Cable

Elements:-



Electrical Heating Elements For Top & Front
Loading Kilns Are Available For All
Cromartie Kilns.

Suppressor:-




0.1mf Suppressor for Contactors / Relays

Conical Side Bung:-



Element Trays:-



We carry many styles of floor trays, when ordering please send a dimensioned sketch of the tray you require.

Ceramic Tubes:-




We Carry A Wide Range Of Tubes, Please Specify Length, Diameter & temperature Rating required.

Dataplate:-



All Cromartie Kilns Are Fitted With A Dataplate, If You Needs To Contact Us For Advice Please Ensure You Have This Information.

Lid Catch:-



Lid Catch (Top Loading Kilns 270 & 450)