

NONFIRED PRODUCTS



SEALERS NONFIRED COLOR BRUSHES

## CERAMIC SEALERS

### THESE CLEAR SPRAY SEALERS ADD A PROTECTIVE FINISH TO NONFIRED COLOR IN A GLOSS, SATIN OR MATTE FINISH

They can be used over all Duncan® nonfired colors where a sealed surface is desired and/or required.

#### Gloss Ceramic Sealers

Specially formulated to produce an extremely lustrous, smooth and hard final finish



**SS 340**  
**GLOSS**

#### Satin Ceramic Sealers

Well suited as a final finish over drybrushed items



**SS 341**  
**SATIN**

#### Matte Ceramic Sealers

Provide a shine-free, protective surface



**SS 342**  
**MATTE**

### CERAMIC SEALERS ARE AVAILABLE IN AEROSOL CANS



**SS 340**  
**Gloss Sealer\***

Available in an 11-oz aerosol can



**SS 341**  
**Satin Sealer\***

Available in a 12-oz. aerosol can



**SS 342**  
**Matte Sealer\***

Available in a 12-oz. aerosol can

\* **WARNING:** Cancer and Reproductive Harm - [www.P65Warnings.ca.gov](http://www.P65Warnings.ca.gov)

## CERAMIC SEALERS

### TIPS AND TECHNIQUES

1. Shake all aerosol products before using.
2. Spray to side of object and move spray onto surface of object. Stop spraying only after you have moved spray off to side of object. Never start or stop spraying directly on object.
3. Keep can in constant motion while spraying. A slow, even movement is best, giving better coverage and preventing runs and sags caused by spraying one spot heavily when you stop moving can.
4. Most sprays perform best when held approximately 8" to 12" from object. However, this may vary with particular product and climate in your area.
5. Always check directions on can. Holding can too far away will produce too light a coating. Holding can too close will cause sags or runs.
6. Always try to attain wet, thin film on surface being sprayed and always spray directly head-on at object.
7. Apply as many coats as necessary for desired effect; 2 light coats are better than one heavy coat. Remember to keep can moving once spray is hitting object. Do not stop spraying until you have moved spray off to side of object.
8. Always start off object in upper left-hand corner and go back and forth in even, side-to-side motion ending in lower right-hand corner, letting each stroke come completely off object and overlapping each stroke approximately one-third. When finished, turn object 90 degrees and repeat same procedure in opposite direction. This will result in very even, uniform coating.
9. When spraying back and forth, hold can at same distance from object rather than swinging an arc. When spraying round, sculptural or deeply relieved objects, spray in round, circular motion instead of side-to-side.
10. Always spray directly (head on) at object and from correct distance. Start spraying off surface of object and finish off surface of object.

For more tips and techniques, visit [DuncanCeramics.com](http://DuncanCeramics.com)

### BRUSH-ON SEALERS

- Brightens nonfired colors
- Provides the ability to target specific areas to be sealed
- Dries quickly to invisible finish
- 2 finishes

Available in a 2-oz. squeeze bottle.



No Kiln Required



**AS 953**  
**Gloss Sealer**



**AS 954**  
**Matte Sealer**

Legend: No Kiln Required Nontoxic

For additional product information, visit [DuncanCeramics.com](http://DuncanCeramics.com)

# Duncan® Bisq-Stain®

OPAQUE ACRYLICS

- Rainbow of colors
- Use with stencils, sponging, dry brushing, tole and decorative painting techniques
- Water-based for easy cleanup






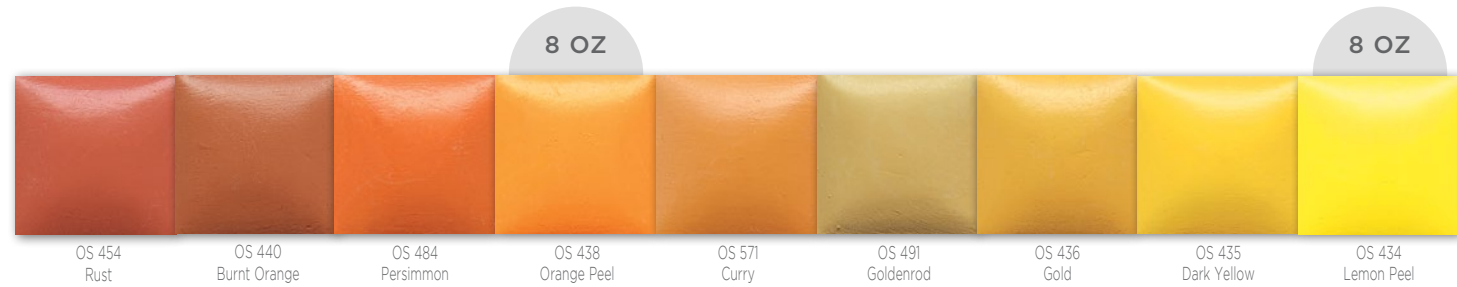

No Kiln Required

8-OZ. SQUEEZE BOTTLES  
AVAILABLE IN  
SELECT COLORS!



Available in a 2-oz. squeeze bottle and select colors available in 8-oz. squeeze bottles.

OS 431 White and OS 476 Black available in pint jars.



Legend: No Kiln Required Nontoxic

# Duncan® Granite Stone®

- Textured colors resemble mountain granite
- Apply to bisque or fired surfaces
- Easy brush-on application

Available in a 4-oz. jar.

No Kiln Required



GS 235 Quartz    GS 248 Canyon Rock    GS 249 Pueblo Sand    GS 238 Sand    GS 250 Southwest Sand    GS 237 Sierra    GS 236 Crystalline    GS 243 Slate

# Duncan® Sparklers™ Brush-On Glitter

- Sparkle that won't flake or rub off
- Quick drying
- Maintains sparkle year after year

Available in a 2-oz. squeeze bottle.

No Kiln Required



SG 880 Crystal    SG 882 Glittering Gold    SG 881 Glittering Silver

# Duncan® Ultra Metallics™

- Precious metals look
- Nontarnishing metallic colors
- Self-sealing

Available in a 2-oz. squeeze bottle.

No Kiln Required



UM 957 Red    UM 959 Green    UM 958 Blue    UM 956 Silver



UM 950 Brite Gold    UM 951 Solid Gold    UM 952 Antique Gold    UM 953 Bronze    UM 954 Copper


# NO-FIRE SNOWS

- Realistic snow effects
- Nontoxic, self-sealing
- Use on a variety of craft surfaces

No Kiln Required



AS 964 No-Fire Snow



AS 974 Glittering No-Fire Snow

Available in a 4-oz. jar  
AS 964 also available in pint.

# DISCOVERY BRUSHES

- Versatile basics to discover the fun of ceramics
- Wide range of brush tips
- Great value for the cost-conscious artist

The brushes shown here are just a selection of our Discovery line, specific for acrylics. To view the full line of Discovery Brushes, visit [DuncanCeramics.com/discovery-brushes](http://DuncanCeramics.com/discovery-brushes)



BR 551 No. 3 Round Opaque

For solid-color coverage, dry brushing and design work.



BR 552 No. 5 Round Opaque



BR 553 No. 8 Round Opaque



BR 604 No. 10 Round Opaque



BR 554 No. 1 Flat Opaque

For coverage of large, smooth areas, dry brushing and shading.



BR 555 No. 3 Flat Opaque



BR 556 No. 5 Flat Opaque



BR 557 No. 8 Flat Opaque



BR 575 No. 3 Fan

For creating textures, patterns and banding.



# BRUSH CARE

## Water-Based Nonfired Products

Wash thoroughly with AS 952 Duncan® Brush Cleaner after each use.

## Oil-Based Nonfired Products

Wipe excess color onto paper towel. Clean brush with AS 952 Duncan® Brush Cleaner.

## AS 957 Thin 'n Shade™

- Purer thinning agent than water
- Allows colors to remain workable longer
- Mix with water-based fired or nonfired ceramic color

No Kiln Required



Available in a 2-oz. squeeze bottle.

## AS 952 Brush Cleaner

- Removes color from bristles
- Cleans without harming bristles
- Conditions for longevity

No Kiln Required



Available in an 8-oz. squeeze bottle.

Legend: No Kiln Required Nontoxic



## WORKS ON WOOD!

“I LOVE DUNCAN BISQ-STAIN [OPAQUE ACRYLICS] BECAUSE THE COLORS REMAIN BRIGHT WHEN PAINTED ON WOOD.”

— *Mark Fenton*  
*Artist*

## WORKS ON CANVAS!

“BISQ-STAIN [OPAQUE ACRYLICS] IS MY GO TO BECAUSE THE COLORS ARE ALWAYS CONSISTENT AND ULTRA-INTENSE.”

— *Lauri Eaton*  
*Craft Designer*



## WORKS ON BISQUE!

“THE METALLICS HAVE GREAT COVERAGE AND ARE PERFECT FOR ANTIQUING AND DRYBRUSHING FOR BRONZE AND COPPER FINISHES.”

— *Suzie Shinseki*  
*Ceramic Designer*

*Duncan*<sup>®</sup>

© 2019 **Duncan Enterprises**<sup>®</sup>

5673 East Shields Avenue  
Fresno, CA 93727

[duncanceramics.com](http://duncanceramics.com)

Printed in USA 06/19

Item #: 43700

PR1034